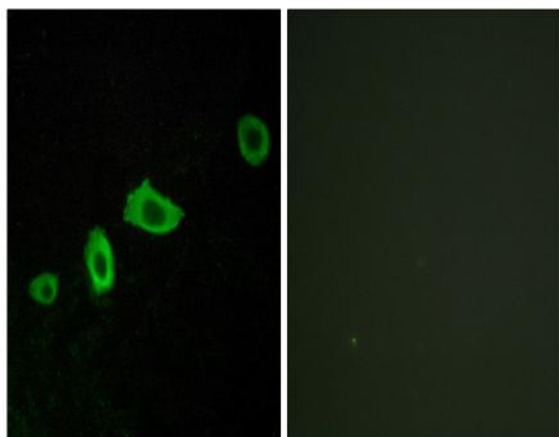


SR-5A Polyclonal Antibody

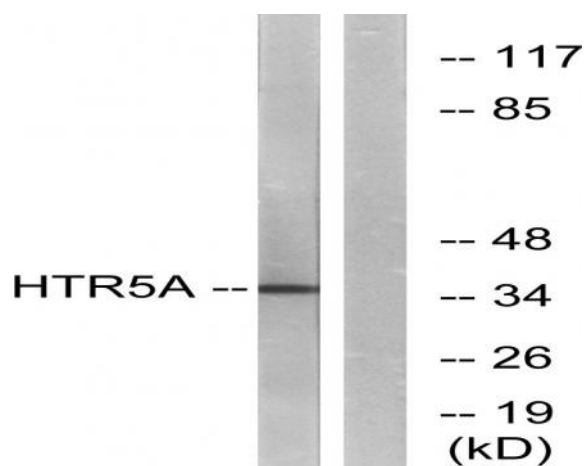
Catalog No :	YT4405
Reactivity :	Human;Rat;Mouse;
Applications :	WB;IF;ELISA
Target :	SR-5A
Fields :	>>Calcium signaling pathway;>>Neuroactive ligand-receptor interaction;>>Serotonergic synapse
Gene Name :	HTR5A
Protein Name :	5-hydroxytryptamine receptor 5A
Human Gene Id :	3361
Human Swiss Prot No :	P47898
Mouse Swiss Prot No :	P30966
Immunogen :	The antiserum was produced against synthesized peptide derived from human HTR5A. AA range:15-64
Specificity :	SR-5A Polyclonal Antibody detects endogenous levels of SR-5A protein.
Formulation :	Liquid in PBS containing 50% glycerol, 0.5% BSA and 0.02% sodium azide.
Source :	Polyclonal, Rabbit,IgG
Dilution :	WB 1:500 - 1:2000. IF 1:200 - 1:1000. ELISA: 1:10000. Not yet tested in other applications.
Purification :	The antibody was affinity-purified from rabbit antiserum by affinity-chromatography using epitope-specific immunogen.
Concentration :	1 mg/ml

Storage Stability :	<u>-15°C to -25°C/1 year(Do not lower than -25°C)</u>
Observed Band :	<u>36kD</u>
Cell Pathway :	<u>Calcium;Neuroactive ligand-receptor interaction;</u>
Background :	<u>The neurotransmitter serotonin (5-hydroxytryptamine, 5-HT) has been implicated in a wide range of psychiatric conditions and also has vasoconstrictive and vasodilatory effects. The gene described in this record is a member of 5-hydroxytryptamine (serotonin) receptor family and encodes a multi-pass membrane protein that functions as a receptor for 5-hydroxytryptamine and couples to G-proteins. This protein has been shown to function in part through the regulation of intracellular Ca²⁺ mobilization. [provided by RefSeq, Jul 2008],</u>
Function :	<u>function:This is one of the several different receptors for 5-hydroxytryptamine (serotonin), a biogenic hormone that functions as a neurotransmitter, a hormone, and a mitogen. The activity of this receptor is mediated by G proteins.,similarity:Belongs to the G-protein coupled receptor 1 family.,</u>
Subcellular Location :	<u>Cell membrane; Multi-pass membrane protein.</u>
Expression :	<u>Brain,Cerebellum,</u>
Sort :	<u>16587</u>
No4 :	<u>1</u>
Host :	<u>Rabbit</u>
Modifications :	<u>Unmodified</u>

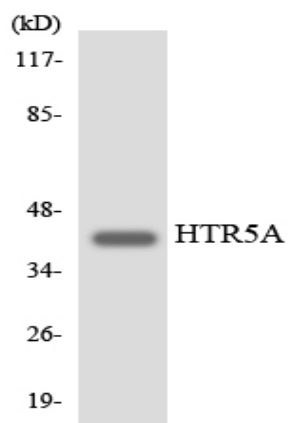
Products Images



Immunofluorescence analysis of LOVO cells, using HTR5A Antibody. The picture on the right is blocked with the synthesized peptide.



Western blot analysis of lysates from Jurkat cells, using HTR5A Antibody. The lane on the right is blocked with the synthesized peptide.



Western blot analysis of the lysates from HepG2 cells using HTR5A antibody.