

TFIIIB90-1 Polyclonal Antibody

Catalog No :	YT4620
Reactivity :	Human;Mouse
Applications :	WB;IHC;IF;ELISA
Target :	TFIIIB90-1
Gene Name :	BRF1
Protein Name :	Transcription factor IIIB 90 kDa subunit
Human Gene Id :	2972
Human Swiss Prot No :	Q92994
Mouse Swiss Prot No :	Q8CFK2
Immunogen :	The antiserum was produced against synthesized peptide derived from human TF3B. AA range:231-280
Specificity :	TFIIIB90-1 Polyclonal Antibody detects endogenous levels of TFIIIB90-1 protein.
Formulation :	Liquid in PBS containing 50% glycerol, 0.5% BSA and 0.02% sodium azide.
Source :	Polyclonal, Rabbit,IgG
Dilution :	WB 1:500 - 1:2000. IHC 1:100 - 1:300. IF 1:200 - 1:1000. ELISA: 1:5000. Not yet tested in other applications.
Purification :	The antibody was affinity-purified from rabbit antiserum by affinity-chromatography using epitope-specific immunogen.
Concentration :	1 mg/ml
Storage Stability :	-15°C to -25°C/1 year(Do not lower than -25°C)

Observed Band : 74kD

Background : This gene encodes one of the three subunits of the RNA polymerase III transcription factor complex. This complex plays a central role in transcription initiation by RNA polymerase III on genes encoding tRNA, 5S rRNA, and other small structural RNAs. The gene product belongs to the TF2B family. Several alternatively spliced variants encoding different isoforms, that function at different promoters transcribed by RNA polymerase III, have been identified. [provided by RefSeq, Jun 2011],

Function : function:General activator of RNA polymerase which utilizes different TFIIB complexes at structurally distinct promoters. The isoform 1 is involved in the transcription of tRNA, adenovirus VA1, 7SL and 5S RNA. Isoform 2 is required for transcription of the U6 promoter.,PTM:Phosphorylated upon DNA damage, probably by ATM or ATR.,similarity:Belongs to the TFIIB family.,similarity:Contains 1 TFIIB-type zinc finger.,subunit:TFIIB comprises at least the TATA-binding protein (TBP) and the B-related factor 1 (BRF1/TFIIB90). Interacts with BDP1.,

Subcellular Location : Nucleus .

Expression : Brain,Epithelium,PCR rescued clones

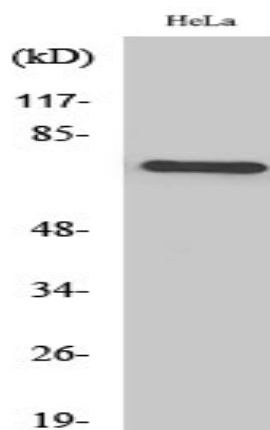
Sort : 17072

No4 : 1

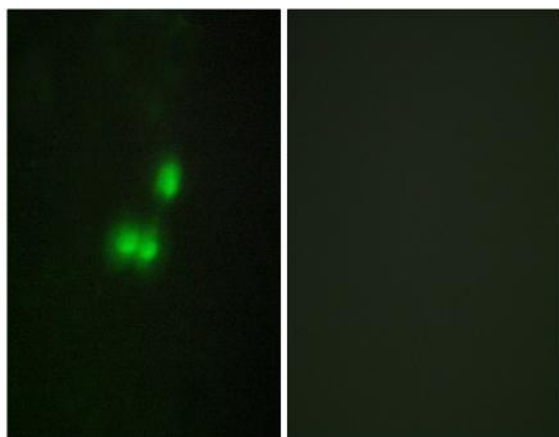
Host : Rabbit

Modifications : Unmodified

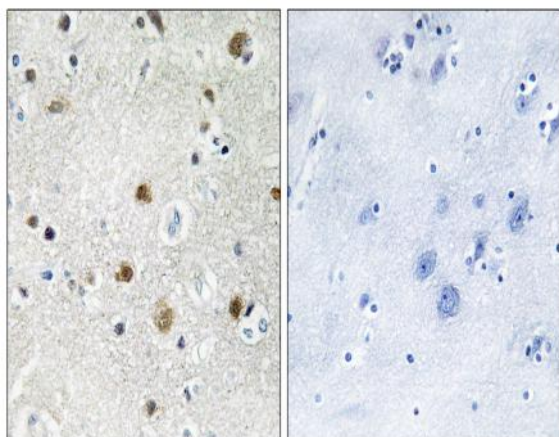
Products Images



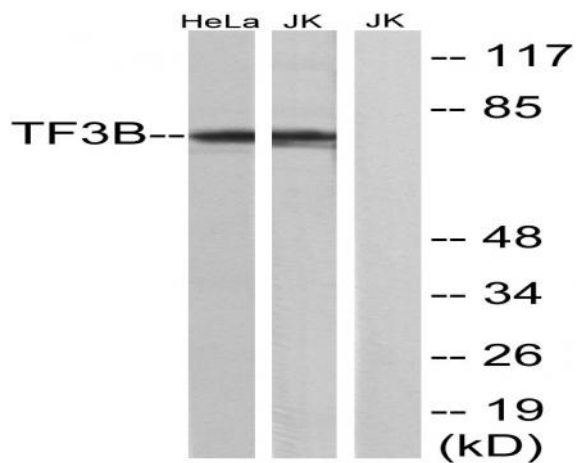
Western Blot analysis of various cells using TFIIB90-1 Polyclonal Antibody cells nucleus extracted by Minute TM Cytoplasmic and Nuclear Fractionation kit (SC-003, Inventbiotech, MN, USA).



Immunofluorescence analysis of MCF7 cells, using TF3B Antibody. The picture on the right is blocked with the synthesized peptide.



Immunohistochemistry analysis of paraffin-embedded human brain tissue, using TF3B Antibody. The picture on the right is blocked with the synthesized peptide.



Western blot analysis of lysates from HeLa and Jurkat cells, using TF3B Antibody. The lane on the right is blocked with the synthesized peptide.