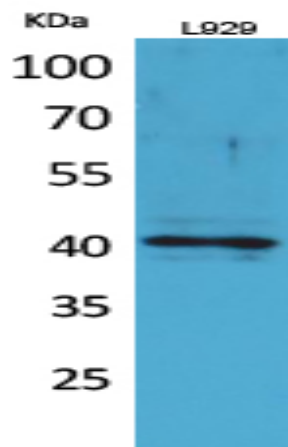


CKR-3 Polyclonal Antibody

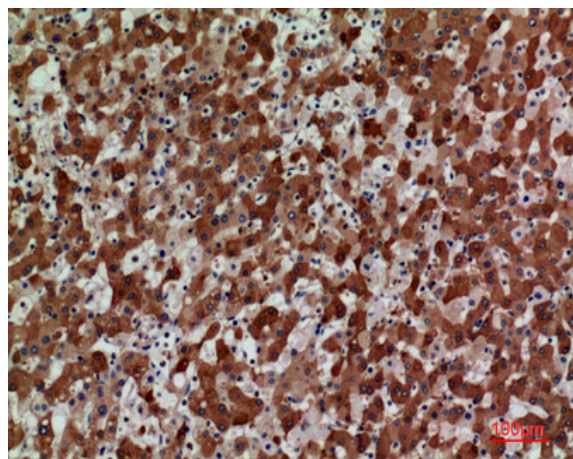
Catalog No :	YT5289
Reactivity :	Human;Rat;Mouse;
Applications :	WB;IHC;IF;ELISA
Target :	CKR-3
Fields :	>>Cytokine-cytokine receptor interaction;>>Viral protein interaction with cytokine and cytokine receptor;>>Chemokine signaling pathway;>>Human cytomegalovirus infection;>>Kaposi sarcoma-associated herpesvirus infection;>>Viral carcinogenesis
Gene Name :	CCR3
Protein Name :	C-C chemokine receptor type 3
Human Gene Id :	1232
Human Swiss Prot No :	P51677
Mouse Gene Id :	12771
Mouse Swiss Prot No :	P51678
Rat Gene Id :	117027
Rat Swiss Prot No :	O54814
Immunogen :	The antiserum was produced against synthesized peptide derived from the N-terminal region of human CCR3. AA range:1-50
Specificity :	CKR-3 Polyclonal Antibody detects endogenous levels of CKR-3 protein.
Formulation :	Liquid in PBS containing 50% glycerol, 0.5% BSA and 0.02% sodium azide.
Source :	Polyclonal, Rabbit,IgG

Dilution :	WB 1:500 - 1:2000. IHC: 1:100-300 ELISA: 1:20000.. IF 1:50-200
Purification :	The antibody was affinity-purified from rabbit antiserum by affinity-chromatography using epitope-specific immunogen.
Concentration :	1 mg/ml
Storage Stability :	-15°C to -25°C/1 year(Do not lower than -25°C)
Observed Band :	41kD
Cell Pathway :	Cytokine-cytokine receptor interaction;Chemokine;
Background :	<p>The protein encoded by this gene is a receptor for C-C type chemokines. It belongs to family 1 of the G protein-coupled receptors. This receptor binds and responds to a variety of chemokines, including eotaxin (CCL11), eotaxin-3 (CCL26), MCP-3 (CCL7), MCP-4 (CCL13), and RANTES (CCL5). It is highly expressed in eosinophils and basophils, and is also detected in TH1 and TH2 cells, as well as in airway epithelial cells. This receptor may contribute to the accumulation and activation of eosinophils and other inflammatory cells in the allergic airway. It is also known to be an entry co-receptor for HIV-1. This gene and seven other chemokine receptor genes form a chemokine receptor gene cluster on the chromosomal region 3p21. Alternatively spliced transcript variants have been described. [provided by RefSeq, Sep 2009],</p>
Function :	<p>function:Receptor for a C-C type chemokine. Binds to eotaxin, eotaxin-3, MCP-3, MCP-4, RANTES and MIP-1 delta. Subsequently transduces a signal by increasing the intracellular calcium ions level. Alternative coreceptor with CD4 for HIV-1 infection.,online information:CC chemokine receptors entry,similarity:Belongs to the G-protein coupled receptor 1 family.,subunit:Binds to HIV-1 Tat.,tissue specificity:In eosinophils as well as trace amounts in neutrophils and monocytes.,</p>
Subcellular Location :	Cell membrane; Multi-pass membrane protein .
Expression :	In eosinophils as well as trace amounts in neutrophils and monocytes.
Tag :	hot
Sort :	4063
No4 :	1
Host :	Rabbit


Products Images



Western Blot analysis of L929 cells using CKR-3 Polyclonal Antibody. Secondary antibody(catalog#:RS0002) was diluted at 1:20000



Immunohistochemical analysis of paraffin-embedded human liver, antibody was diluted at 1:100



Western blot analysis of lysate from L929 cells, using CCR3 Antibody.