


TPO Polyclonal Antibody

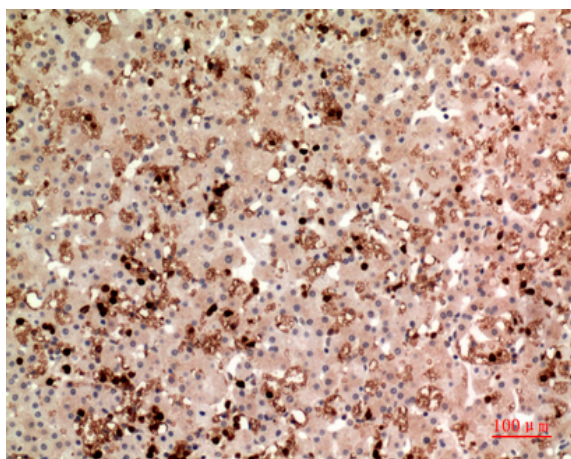
Catalog No :	YT5413
Reactivity :	Human;Rat;Mouse;
Applications :	WB;IHC;IF;ELISA
Target :	TPO
Fields :	>>Cytokine-cytokine receptor interaction;>>JAK-STAT signaling pathway;>>Hematopoietic cell lineage
Gene Name :	THPO
Protein Name :	Thrombopoietin
Human Gene Id :	7066
Human Swiss Prot No :	P40225
Mouse Gene Id :	21832
Mouse Swiss Prot No :	P40226
Rat Gene Id :	81811
Rat Swiss Prot No :	P49745
Immunogen :	The antiserum was produced against synthesized peptide derived from the Internal region of human THPO. AA range:41-90
Specificity :	TPO Polyclonal Antibody detects endogenous levels of TPO protein.
Formulation :	Liquid in PBS containing 50% glycerol, 0.5% BSA and 0.02% sodium azide.
Source :	Polyclonal, Rabbit,IgG
Dilution :	WB 1:500 - 1:2000. IHC: 1:100-1:300. ELISA: 1:20000.. IF 1:50-200

Purification :	The antibody was affinity-purified from rabbit antiserum by affinity-chromatography using epitope-specific immunogen.
Concentration :	1 mg/ml
Storage Stability :	-15°C to -25°C/1 year(Do not lower than -25°C)
Observed Band :	38kD
Cell Pathway :	Hematopoietic cell lineage;
Background :	Megakaryocytopoiesis is the cellular development process that leads to platelet production. The main functional protein encoded by this gene is a humoral growth factor that is necessary for megakaryocyte proliferation and maturation, as well as for thrombopoiesis. This protein is the ligand for MLP/C_MPL, the product of myeloproliferative leukemia virus oncogene. Mutations in this gene are the cause of thrombocythemia 1. Alternative promoter usage and differential splicing result in multiple transcript variants differing in the 5' UTR and/or coding region. Multiple AUG codons upstream of the main open reading frame (ORF) have been identified, and these upstream AUGs inhibit translation of the main ORF at different extent. [provided by RefSeq, Feb 2014],
Function :	disease:Defects in THPO are a cause of essential thrombocythemia (ET) [MIM:187950]. ET is inherited as an autosomal dominant trait which is characterized by elevated platelet levels due to sustained proliferation of megakaryocytes, and frequently lead to thrombotic and haemorrhagic complications.,domain:Two-domain structure with an erythropoietin-like N-terminal and a Ser/Pro/Thr-rich C-terminal.,function:Lineage-specific cytokine affecting the proliferation and maturation of megakaryocytes from their committed progenitor cells. It acts at a late stage of megakaryocyte development. It may be the major physiological regulator of circulating platelets.,similarity:Belongs to the EPO/TPO family.,
Subcellular Location :	Secreted.
Expression :	Brain,Fetal liver,Liver,Placenta,
Sort :	23456
No4 :	1
Host :	Rabbit
Modifications :	Unmodified


Products Images



Western Blot analysis of MCF-7 cells using TPO Polyclonal Antibody. Secondary antibody(catalog#:RS0002) was diluted at 1:20000



Immunohistochemical analysis of paraffin-embedded human liver, antibody was diluted at 1:100



Western blot analysis of lysate from MCF-7 cells, using THPO Antibody.