


Fatty Acid Synthase mouse mAb

Catalog No :	YM1224
Reactivity :	Human;Mouse;Rat;Monkey;Bovine
Applications :	WB;IP;IF
Target :	Fatty Acid Synthase
Fields :	>>Fatty acid biosynthesis;>>Metabolic pathways;>>Fatty acid metabolism;>>AMPK signaling pathway;>>Insulin signaling pathway;>>Alcoholic liver disease
Gene Name :	fasn
Human Gene Id :	2194
Human Swiss Prot No :	P49327
Mouse Swiss Prot No :	P19096
Immunogen :	Purified recombinant human Fatty Acid Synthase protein fragments expressed in E.coli.
Specificity :	This antibody detects endogenous levels of Fatty Acid Synthase and does not cross-react with related proteins.
Formulation :	Liquid in PBS containing 50% glycerol, 0.5% BSA and 0.02% sodium azide.
Source :	Monoclonal, Mouse
Dilution :	wb 1:1000 icc 1:400. IF 1:50-200
Purification :	The antibody was affinity-purified from mouse ascites by affinity-chromatography using epitope-specific immunogen.
Concentration :	1 mg/ml
Storage Stability :	-15°C to -25°C/1 year(Do not lower than -25°C)

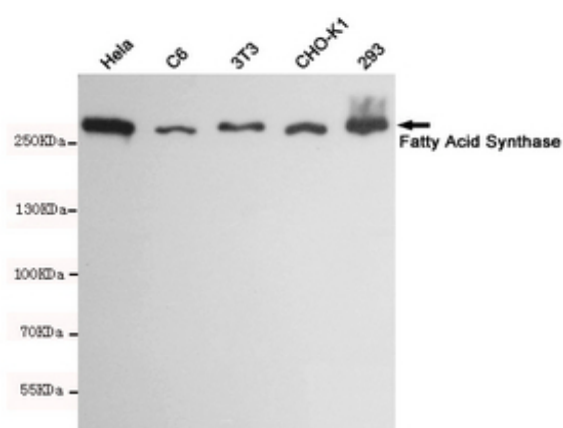
Observed Band :	273kD
Cell Pathway :	Fatty acid biosynthesis;Insulin_Receptor;
Background :	The enzyme encoded by this gene is a multifunctional protein. Its main function is to catalyze the synthesis of palmitate from acetyl-CoA and malonyl-CoA, in the presence of NADPH, into long-chain saturated fatty acids. In some cancer cell lines, this protein has been found to be fused with estrogen receptor-alpha (ER-alpha), in which the N-terminus of FAS is fused in-frame with the C-terminus of ER-alpha. [provided by RefSeq, Jul 2008],
Function :	catalytic activity:(3R)-3-hydroxyacyl-[acyl-carrier-protein] + NADP(+) = 3-oxoacyl-[acyl-carrier-protein] + NADPH.,catalytic activity:(3R)-3-hydroxypalmitoyl-[acyl-carrier-protein] = hexadec-2-enoyl-[acyl-carrier-protein] + H(2)O.,catalytic activity:Acetyl-CoA + [acyl-carrier-protein] = CoA + acetyl-[acyl-carrier-protein].,catalytic activity:Acetyl-CoA + n malonyl-CoA + 2n NADPH = a long-chain fatty acid + (n+1) CoA + n CO(2) + 2n NADP(+).,catalytic activity:Acyl-[acyl-carrier-protein] + malonyl-[acyl-carrier-protein] = 3-oxoacyl-[acyl-carrier-protein] + CO(2) + [acyl-carrier-protein].,catalytic activity:Acyl-[acyl-carrier-protein] + NADP(+) = trans-2,3-dehydroacyl-[acyl-carrier-protein] + NADPH.,catalytic activity:Malonyl-CoA + [acyl-carrier-protein] = CoA + malonyl-[acyl-carrier-protein].,catalytic activity:Oleoyl-[acyl-carrier-protein] + H(2)O = [acyl-carrier-protein] + oleate.,functi
Subcellular Location :	Cytoplasm . Melanosome . Identified by mass spectrometry in melanosome fractions from stage I to stage IV.
Expression :	Ubiquitous. Prominent expression in brain, lung, liver and mammary gland.
Tag :	orthogonal,ip
Sort :	5965
No4 :	1
Host :	Mouse
Modifications :	Unmodified

Products Images

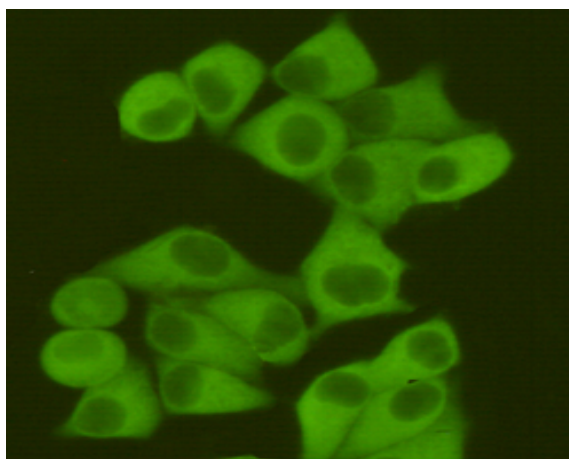
EGCG (μM)	0	0.01	0.1	1	0	0.1
BML-275 (μM)	0	0	0	0	10	10



Ding, Hongyan, et al. "Epigallocatechin-3-gallate activates the AMP-activated protein kinase signaling pathway to reduce lipid accumulation in canine hepatocytes." *Journal of Cellular Physiology* 236.1 (2021): 405-416.



Western blot detection of Fatty Acid Synthase in HeLa, C6, 3T3, CHO-K1 and 293 cell lysates using Fatty Acid Synthase mouse mAb (dilution 1:1000). Predicted band size: 273 kDa. Observed band size: 273 kDa.



Immunocytochemistry staining of HeLa cells fixed with 4% Paraformaldehyde and using anti-Fatty Acid Synthase mouse mAb (dilution 1:400).

Immunoprecipitation analysis of CHO-K1 cell lysates using Fatty Acid Synthase mouse mAb.

