

ABCA8 Polyclonal Antibody

Catalog No :	YT0044
Reactivity :	Human;Mouse
Applications :	WB;ELISA
Target :	ABCA8
Fields :	>>ABC transporters
Gene Name :	ABCA8
Protein Name :	ATP-binding cassette sub-family A member 8
Human Gene Id :	10351
Human Swiss Prot No :	O94911
Immunogen :	The antiserum was produced against synthesized peptide derived from human ABCA8. AA range:1151-1200
Specificity :	ABCA8 Polyclonal Antibody detects endogenous levels of ABCA8 protein.
Formulation :	Liquid in PBS containing 50% glycerol, 0.5% BSA and 0.02% sodium azide.
Source :	Polyclonal, Rabbit,IgG
Dilution :	WB 1:500 - 1:2000. ELISA: 1:40000. Not yet tested in other applications.
Purification :	The antibody was affinity-purified from rabbit antiserum by affinity-chromatography using epitope-specific immunogen.
Concentration :	1 mg/ml
Storage Stability :	-15°C to -25°C/1 year(Do not lower than -25°C)
Observed Band :	179kD

Cell Pathway : ABC transporters;

Background : The membrane-associated protein encoded by this gene is a member of the superfamily of ATP-binding cassette (ABC) transporters. ABC proteins transport various molecules across extra- and intracellular membranes. ABC genes are divided into seven distinct subfamilies (ABC1, MDR/TAP, MRP, ALD, OABP, GCN20, White). This protein is a member of the ABC1 subfamily. Members of the ABC1 subfamily comprise the only major ABC subfamily found exclusively in multicellular eukaryotes. The encoded protein may regulate lipid metabolism and be involved in the formation and maintenance of myelin. Alternative splicing results in multiple transcript variants. [provided by RefSeq, Jan 2014],

Function : function:ATP-dependent lipophilic drug transporter.,similarity:Belongs to the ABC transporter family. ABCA subfamily.,similarity:Contains 2 ABC transporter domains.,tissue specificity:Widely expressed with higher expression in heart, skeletal muscle and liver.,

Subcellular Location : Cell membrane ; Multi-pass membrane protein . Basolateral cell membrane . Predominantly expressed on the sinusoidal plasma membrane. .

Expression : Widely expressed with higher expression in heart, skeletal muscle and liver (PubMed:12379217, PubMed:28882873, PubMed:29300488). Highly expressed in the superior frontal white matter and inferior temporal white matter (PubMed:12379217).

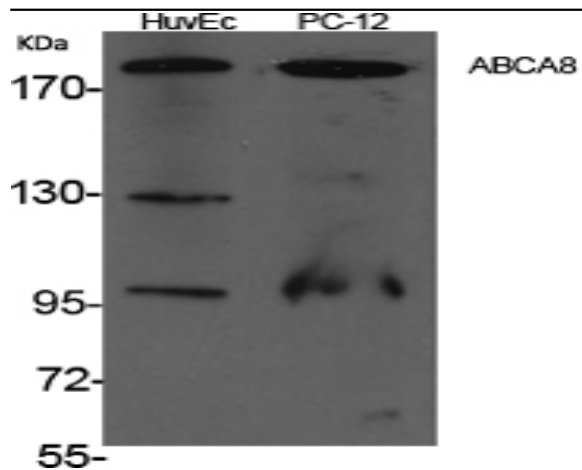
Sort : 1573

No4 : 1


Host : Rabbit

Modifications : Unmodified

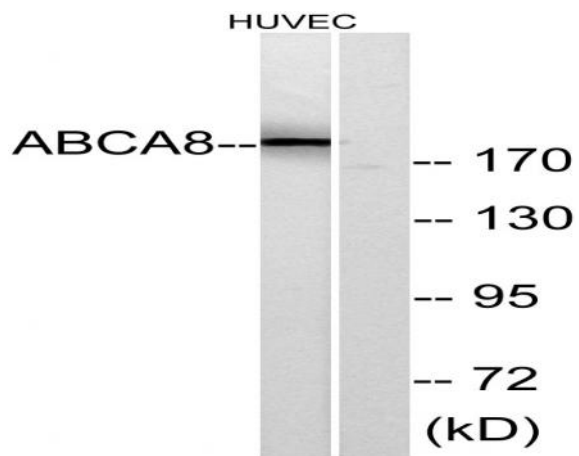
Products Images



Western Blot analysis of various cells using ABCA8 Polyclonal Antibody



Western Blot analysis of HuvEc cells using ABCA8 Polyclonal Antibody



Western blot analysis of lysates from HUVEC cells, using ABCA8 Antibody. The lane on the right is blocked with the synthesized peptide.