

**Olfactory receptor 8K3 Polyclonal Antibody**

<b>Catalog No :</b>	YT3451
<b>Reactivity :</b>	Human;Rat;Mouse;
<b>Applications :</b>	WB;IF;ELISA
<b>Target :</b>	Olfactory receptor 8K3
<b>Fields :</b>	>>Olfactory transduction
<b>Gene Name :</b>	OR8K3
<b>Protein Name :</b>	Olfactory receptor 8K3
<b>Human Gene Id :</b>	219473
<b>Human Swiss Prot No :</b>	Q8NH51
<b>Immunogen :</b>	The antiserum was produced against synthesized peptide derived from human OR8K3. AA range:236-285
<b>Specificity :</b>	Olfactory receptor 8K3 Polyclonal Antibody detects endogenous levels of Olfactory receptor 8K3 protein.
<b>Formulation :</b>	Liquid in PBS containing 50% glycerol, 0.5% BSA and 0.02% sodium azide.
<b>Source :</b>	Polyclonal, Rabbit,IgG
<b>Dilution :</b>	WB 1:500 - 1:2000. IF 1:200 - 1:1000. ELISA: 1:10000. Not yet tested in other applications.
<b>Purification :</b>	The antibody was affinity-purified from rabbit antiserum by affinity-chromatography using epitope-specific immunogen.
<b>Concentration :</b>	1 mg/ml
<b>Storage Stability :</b>	-15°C to -25°C/1 year(Do not lower than -25°C)

**Observed Band :** 33kD

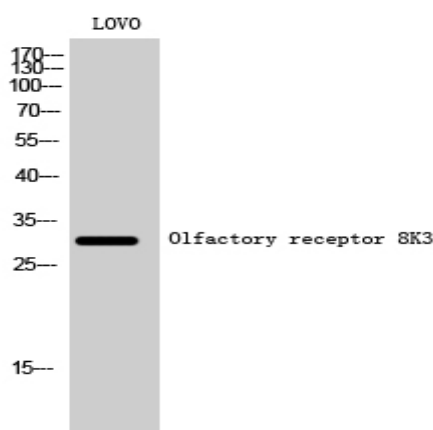
**Cell Pathway :** Olfactory transduction;

**Background :** Olfactory receptors interact with odorant molecules in the nose, to initiate a neuronal response that triggers the perception of a smell. The olfactory receptor proteins are members of a large family of G-protein-coupled receptors (GPCR) arising from single coding-exon genes. Olfactory receptors share a 7-transmembrane domain structure with many neurotransmitter and hormone receptors and are responsible for the recognition and G protein-mediated transduction of odorant signals. The olfactory receptor gene family is the largest in the genome. The nomenclature assigned to the olfactory receptor genes and proteins for this organism is independent of other organisms. This olfactory receptor gene is a segregating pseudogene, where some individuals have an allele that encodes a functional olfactory receptor, while other individuals have an allele encoding a

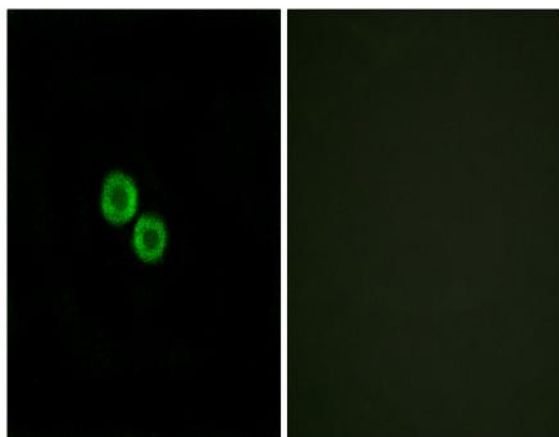
**Function :** function:Odorant receptor .,similarity:Belongs to the G-protein coupled receptor 1 family.,

**Subcellular Location :** Cell membrane; Multi-pass membrane protein.

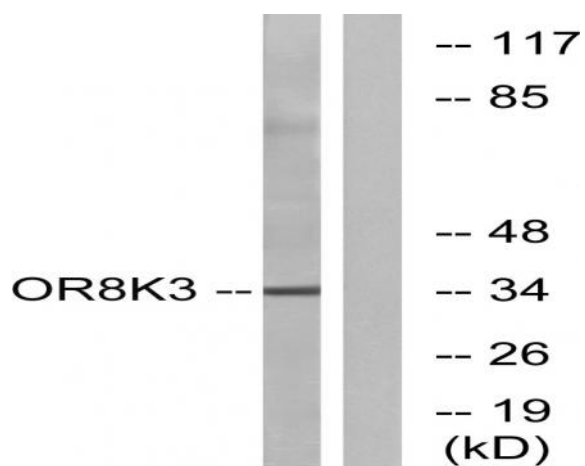
## Products Images



Western Blot analysis of LOVO cells using Olfactory receptor 8K3 Polyclonal Antibody



Immunofluorescence analysis of HUVEC cells, using OR8K3 Antibody. The picture on the right is blocked with the synthesized peptide.



Western blot analysis of lysates from LOVO cells, using OR8K3 Antibody. The lane on the right is blocked with the synthesized peptide.