

SMIT Polyclonal Antibody

Catalog No :	YT4344
Reactivity :	Human;Mouse;Rat
Applications :	WB;ELISA;IHC
Target :	SMIT
Gene Name :	SLC5A3
Protein Name :	Sodium/myo-inositol cotransporter
Human Gene Id :	6526
Human Swiss Prot No :	P53794
Mouse Gene Id :	53881
Mouse Swiss Prot No :	Q9JKZ2
Immunogen :	The antiserum was produced against synthesized peptide derived from human SLC5A3. AA range:221-270
Specificity :	SMIT Polyclonal Antibody detects endogenous levels of SMIT protein.
Formulation :	Liquid in PBS containing 50% glycerol, 0.5% BSA and 0.02% sodium azide.
Source :	Polyclonal, Rabbit,IgG
Dilution :	WB 1:500-2000;IHC 1:50-300; ELISA 2000-20000
Purification :	The antibody was affinity-purified from rabbit antiserum by affinity-chromatography using epitope-specific immunogen.
Concentration :	1 mg/ml
Storage Stability :	-15°C to -25°C/1 year(Do not lower than -25°C)

Observed Band : 80kD

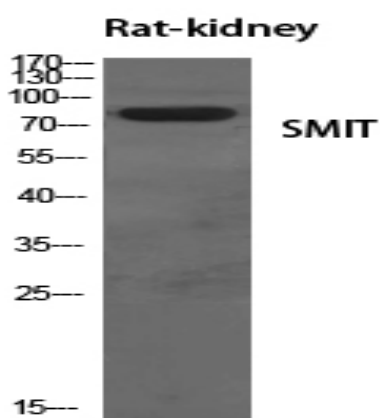
Background : function:Prevents intracellular accumulation of high concentrations of myo-inositol (an osmolyte) that result in impairment of cellular function.,similarity:Belongs to the sodium:solute symporter (SSF) (TC 2.A.21) family.,

Function : function:Prevents intracellular accumulation of high concentrations of myo-inositol (an osmolyte) that result in impairment of cellular function.,similarity:Belongs to the sodium:solute symporter (SSF) (TC 2.A.21) family.,


Subcellular Location : Membrane; Multi-pass membrane protein.

Expression : Placenta,

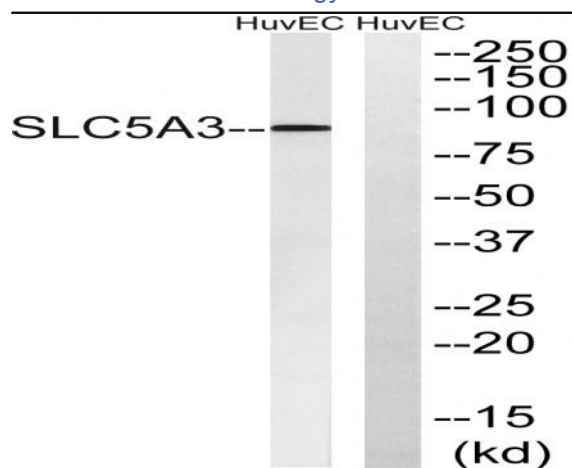
Products Images



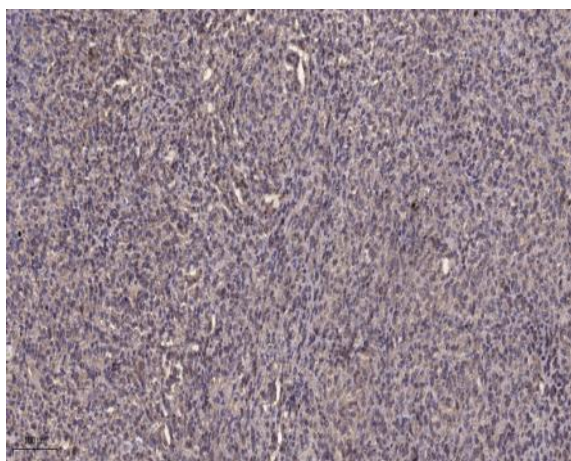
Western Blot analysis of various cells using SMIT Polyclonal Antibody diluted at 1:500



Western Blot analysis of HuvEc cells using SMIT Polyclonal Antibody diluted at 1:500



Western blot analysis of lysates from HUVEC cells, using SLC5A3 Antibody. The lane on the right is blocked with the synthesized peptide.



Immunohistochemical analysis of paraffin-embedded human Colon cancer. 1, Antibody was diluted at 1:200(4° overnight). 2, Tris-EDTA,pH9.0 was used for antigen retrieval. 3,Secondary antibody was diluted at 1:200(room temperature, 45min).