


Somatostatin Polyclonal Antibody

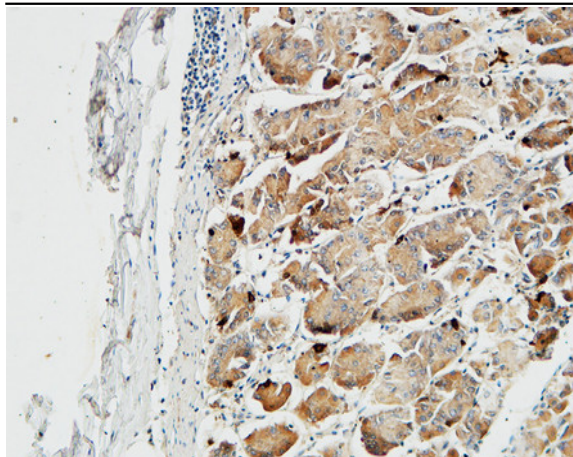
Catalog No :	YT4365
Reactivity :	Human;Mouse;Rat
Applications :	WB;IHC;IF;ELISA
Target :	Somatostatin
Fields :	>>cAMP signaling pathway;>>Neuroactive ligand-receptor interaction;>>Growth hormone synthesis, secretion and action;>>Gastric acid secretion
Gene Name :	SST
Protein Name :	Somatostatin
Human Gene Id :	6750
Human Swiss Prot No :	P61278
Mouse Gene Id :	20604
Mouse Swiss Prot No :	P60041
Rat Gene Id :	24797
Rat Swiss Prot No :	P60042
Immunogen :	The antiserum was produced against synthesized peptide derived from human Somatostatin. AA range:10-59
Specificity :	Somatostatin Polyclonal Antibody detects endogenous levels of Somatostatin protein.
Formulation :	Liquid in PBS containing 50% glycerol, 0.5% BSA and 0.02% sodium azide.
Source :	Polyclonal, Rabbit,IgG
Dilution :	WB 1:500 - 1:2000. IHC 1:100 - 1:300. ELISA: 1:5000.. IF 1:50-200

Purification :	The antibody was affinity-purified from rabbit antiserum by affinity-chromatography using epitope-specific immunogen.
Concentration :	1 mg/ml
Storage Stability :	-15°C to -25°C/1 year(Do not lower than -25°C)
Observed Band :	17kD
Background :	The hormone somatostatin has active 14 aa and 28 aa forms that are produced by alternate cleavage of the single preproprotein encoded by this gene. Somatostatin is expressed throughout the body and inhibits the release of numerous secondary hormones by binding to high-affinity G-protein-coupled somatostatin receptors. This hormone is an important regulator of the endocrine system through its interactions with pituitary growth hormone, thyroid stimulating hormone, and most hormones of the gastrointestinal tract. Somatostatin also affects rates of neurotransmission in the central nervous system and proliferation of both normal and tumorigenic cells. [provided by RefSeq, Jul 2008],
Function :	function:Somatostatin inhibits the release of somatotropin.,online information:Somatostatin entry,pharmaceutical:A synthetic analog known as octreotide or SMS 201-995 is available under the name Sandostatin (Novartis). It is used for the treatment of a variety of disorders including acromegaly and the symptomatic treatment of carcinoid tumors and vasoactive intestinal peptide tumors.,similarity:Belongs to the somatostatin family.,
Subcellular Location :	Secreted .
Expression :	Fetal brain,

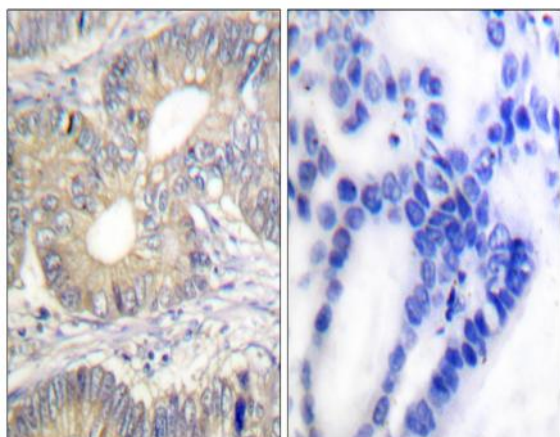
Products Images



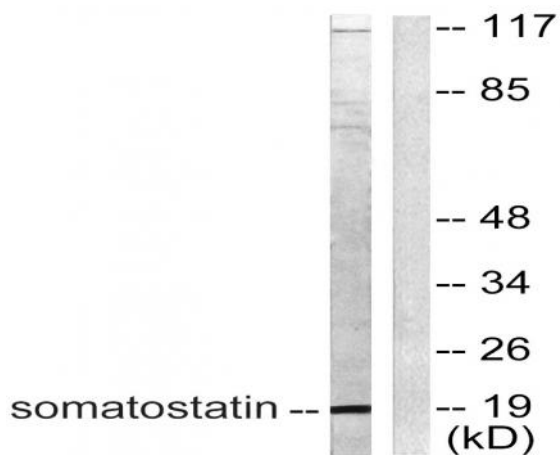
Western Blot analysis of A549 cells using Somatostatin Polyclonal Antibody



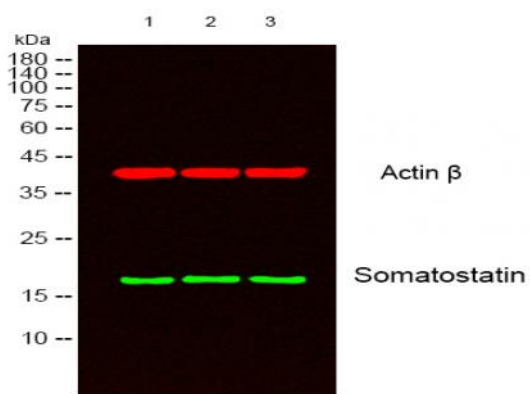
Immunohistochemical analysis of paraffin-embedded Human Gastric fundus. 1, Antibody was diluted at 1:200(4° overnight). 2, High-pressure and temperature EDTA, pH8.0 was used for antigen retrieval. 3, Secondary antibody was diluted at 1:200(room temperature, 30min).



Immunohistochemistry analysis of paraffin-embedded human colon carcinoma tissue, using Somatostatin Antibody. The picture on the right is blocked with the synthesized peptide.



Western blot analysis of lysates from A549 cells, using Somatostatin Antibody. The lane on the right is blocked with the synthesized peptide.



Western blot analysis of lysates from 1) PC-12, 2) A549, 3) HeLa cells, (Green) primary antibody was diluted at 1:1000, 4° over night, secondary antibody (cat:RS23920) was diluted at 1:10000, 37° 1 hour. (Red) Actin β Monoclonal Antibody (5B7) (cat:YM3028) antibody was diluted at 1:5000 as loading control, 4° over night, secondary antibody (cat:RS23710) was diluted at 1:10000, 37° 1 hour.