

## LIF Polyclonal Antibody

<b>Catalog No :</b>	YT5107
<b>Reactivity :</b>	Human;Rat;Mouse;
<b>Applications :</b>	WB;IHC;IF;ELISA
<b>Target :</b>	LIF
<b>Fields :</b>	>>Cytokine-cytokine receptor interaction;>>Signaling pathways regulating pluripotency of stem cells;>>JAK-STAT signaling pathway;>>TNF signaling pathway
<b>Gene Name :</b>	LIF
<b>Protein Name :</b>	Leukemia inhibitory factor
<b>Human Gene Id :</b>	3976
<b>Human Swiss Prot No :</b>	P15018
<b>Mouse Swiss Prot No :</b>	P09056
<b>Immunogen :</b>	The antiserum was produced against synthesized peptide derived from the C-terminal region of human LIF. AA range:141-190
<b>Specificity :</b>	LIF Polyclonal Antibody detects endogenous levels of LIF protein.
<b>Formulation :</b>	Liquid in PBS containing 50% glycerol, 0.5% BSA and 0.02% sodium azide.
<b>Source :</b>	Polyclonal, Rabbit,IgG
<b>Dilution :</b>	WB 1:500 - 1:2000. IHC: 1:100-300 ELISA: 1:20000.. IF 1:50-200
<b>Purification :</b>	The antibody was affinity-purified from rabbit antiserum by affinity-chromatography using epitope-specific immunogen.
<b>Concentration :</b>	1 mg/ml

**Storage Stability :** -15°C to -25°C/1 year(Do not lower than -25°C)

**Observed Band :** 25kD

**Cell Pathway :** Cytokine-cytokine receptor interaction;Jak\_STAT;


**Background :** leukemia inhibitory factor(LIF) Homo sapiens The protein encoded by this gene is a pleiotropic cytokine with roles in several different systems. It is involved in the induction of hematopoietic differentiation in normal and myeloid leukemia cells, induction of neuronal cell differentiation, regulator of mesenchymal to epithelial conversion during kidney development, and may also have a role in immune tolerance at the maternal-fetal interface. Alternatively spliced transcript variants encoding multiple isoforms have been observed for this gene. [provided by RefSeq, Mar 2012],

**Function :** function:LIF has the capacity to induce terminal differentiation in leukemic cells. Its activities include the induction of hematopoietic differentiation in normal and myeloid leukemia cells, the induction of neuronal cell differentiation, and the stimulation of acute-phase protein synthesis in hepatocytes.,online information:Leukemia inhibitory factor entry,pharmaceutical:In phase II clinical trial. The drug is being developed by Amrad to assist embryo implantation in women who have failed to become pregnant despite assisted reproductive technologies (ART).,similarity:Belongs to the LIF/OSM family.,

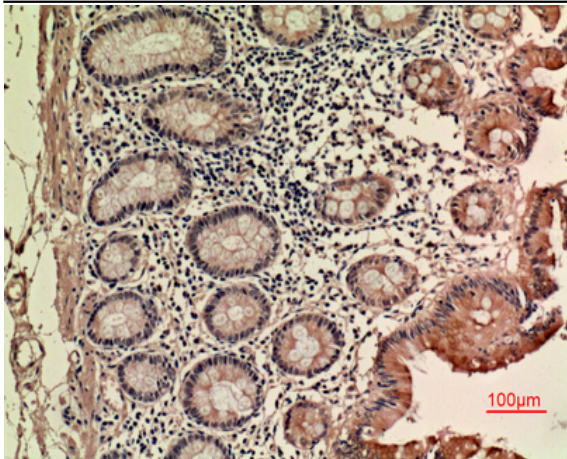
**Subcellular Location :** Secreted.

**Expression :** Colon,


## Products Images



Western Blot analysis of K562 cells using LIF Polyclonal Antibody. Secondary antibody(catalog#:RS0002) was diluted at 1:20000



Immunohistochemical analysis of paraffin-embedded human colon, antibody was diluted at 1:100



Western blot analysis of lysate from K562 cells, using LIF Antibody.