

MPO Polyclonal Antibody

Catalog No :	YT5351
Reactivity :	Human;Mouse;Rat
Applications :	WB;IHC;IF;ELISA
Target :	MPO
Fields :	>>Drug metabolism - other enzymes;>>Phagosome;>>Neutrophil extracellular trap formation;>>Transcriptional misregulation in cancer;>>Acute myeloid leukemia
Gene Name :	MPO
Protein Name :	Myeloperoxidase
Human Gene Id :	4353
Human Swiss Prot No :	P05164
Mouse Gene Id :	17523
Mouse Swiss Prot No :	P11247
Immunogen :	The antiserum was produced against synthesized peptide derived from the N-terminal region of human MPO. AA range:41-90
Specificity :	MPO Polyclonal Antibody detects endogenous levels of MPO protein.
Formulation :	Liquid in PBS containing 50% glycerol, 0.5% BSA and 0.02% sodium azide.
Source :	Polyclonal, Rabbit,IgG
Dilution :	IHC: 100-300.WB 1:500 - 1:2000. ELISA: 1:20000.. IF 1:50-200
Purification :	The antibody was affinity-purified from rabbit antiserum by affinity-chromatography using epitope-specific immunogen.

Concentration : 1 mg/ml

Storage Stability : -15°C to -25°C/1 year(Do not lower than -25°C)

Observed Band : 85kD

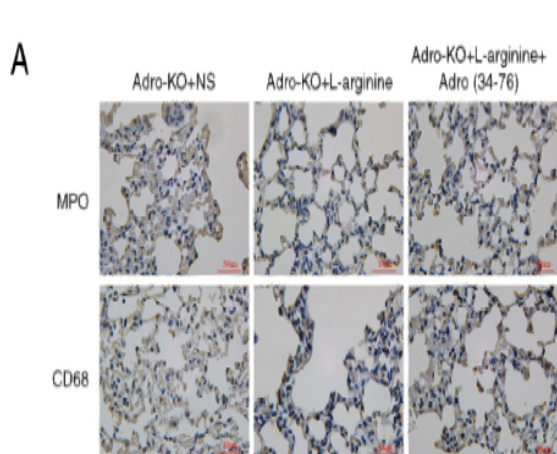
Background : Myeloperoxidase (MPO) is a heme protein synthesized during myeloid differentiation that constitutes the major component of neutrophil azurophilic granules. Produced as a single chain precursor, myeloperoxidase is subsequently cleaved into a light and heavy chain. The mature myeloperoxidase is a tetramer composed of 2 light chains and 2 heavy chains. This enzyme produces hypohalous acids central to the microbicidal activity of neutrophils. [provided by RefSeq, Nov 2014],

Function : catalytic activity:Cl(-) + H(2)O(2) = HOCl + 2 H(2)O.,catalytic activity:Donor + H(2)O(2) = oxidized donor + 2 H(2)O.,cofactor:Binds 1 calcium ion per heterodimer.,cofactor:Binds 1 heme B (iron-protoporphyrin IX) group covalently per heterodimer.,disease:Defects in MPO are the cause of myeloperoxidase deficiency (MPD) [MIM:254600]. MPD is an autosomal recessive defect that results in disseminated candidiasis.,function:Part of the host defense system of polymorphonuclear leukocytes. It is responsible for microbicidal activity against a wide range of organisms. In the stimulated PMN, MPO catalyzes the production of hypohalous acids, primarily hypochlorous acid in physiologic situations, and other toxic intermediates that greatly enhance PMN microbicidal activity.,online information:MPO mutation db,online information:Myeloperoxidase entry,similarity:Belongs to the peroxidase family. XPO sub

Subcellular Location : Lysosome.

Expression : Leukemia,Leukocyte,Liver,Plasma,Saliva,

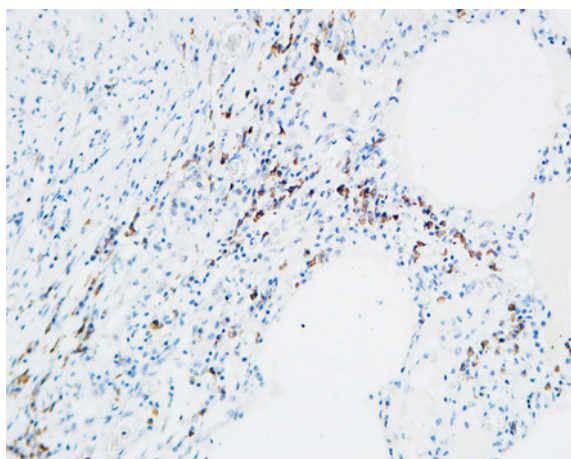
Products Images



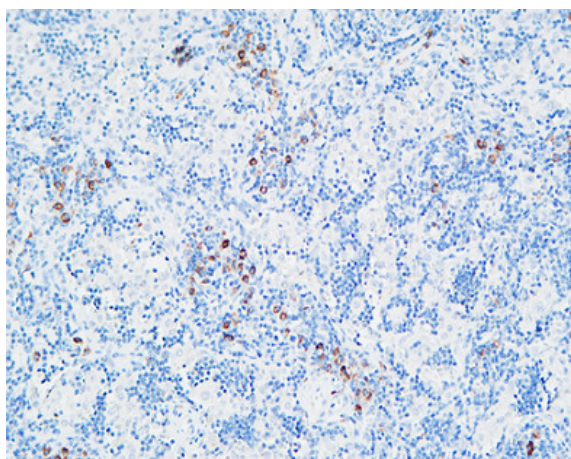
Adropin attenuates pancreatitis-associated lung injury through PPAR γ phosphorylation-related macrophage polarization. INTERNATIONAL JOURNAL OF MOLECULAR MEDICINE Shangeng Weng WB Mouse 1:1000 lung tissue



Western Blot analysis of K562 cells using MPO Polyclonal Antibody. Secondary antibody(catalog#:RS0002) was diluted at 1:20000



Immunohistochemical analysis of paraffin-embedded Human lung. 1, Antibody was diluted at 1:100(4° overnight). 2, High-pressure and temperature EDTA, pH8.0 was used for antigen retrieval. 3,Secondary antibody was diluted at 1:200(room temperature, 30min).



Immunohistochemical analysis of paraffin-embedded Human lymphoma. 1, Antibody was diluted at 1:100(4° overnight). 2, High-pressure and temperature EDTA, pH8.0 was used for antigen retrieval. 3,Secondary antibody was diluted at 1:200(room temperature, 30min).