

PSA Monoclonal Antibody

Catalog No :	YM0539
Reactivity :	Human
Applications :	WB;IHC;IF;FCM;ELISA
Target :	PSA
Fields :	>>Pathways in cancer;>>Prostate cancer
Gene Name :	KLK3
Protein Name :	Prostate-specific antigen
Human Gene Id :	354
Human Swiss Prot No :	P07288
Immunogen :	Purified recombinant fragment of PSA (aa26-251) expressed in E. Coli.
Specificity :	PSA Monoclonal Antibody detects endogenous levels of PSA protein.
Formulation :	Liquid in PBS containing 50% glycerol, 0.5% BSA and 0.02% sodium azide.
Source :	Monoclonal, Mouse
Dilution :	WB 1:500 - 1:2000. IHC 1:200 - 1:1000. Flow cytometry: 1:200 - 1:400. ELISA: 1:10000.. IF 1:50-200
Purification :	Affinity purification
Storage Stability :	-15°C to -25°C/1 year(Do not lower than -25°C)
Molecularweight :	29kD
Cell Pathway :	Pathways in cancer;Prostate cancer;

P References : 1. Am J Surg Pathol. 2007 Sep;31(9):1351-5.
2. Chem Biol Drug Des. 2007 Sep;70(3):261-7.

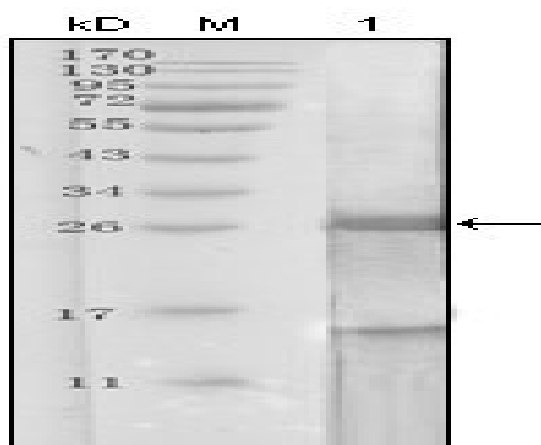
Background : Kallikreins are a subgroup of serine proteases having diverse physiological functions. Growing evidence suggests that many kallikreins are implicated in carcinogenesis and some have potential as novel cancer and other disease biomarkers. This gene is one of the fifteen kallikrein subfamily members located in a cluster on chromosome 19. Its protein product is a protease present in seminal plasma. It is thought to function normally in the liquefaction of seminal coagulum, presumably by hydrolysis of the high molecular mass seminal vesicle protein. Serum level of this protein, called PSA in the clinical setting, is useful in the diagnosis and monitoring of prostatic carcinoma. Alternate splicing of this gene generates several transcript variants encoding different isoforms. [provided by RefSeq, Jul 2008],

Function : catalytic activity:Preferential cleavage: -Tyr-|-Xaa-.,function:Hydrolyzes semenogelin-1 thus leading to the liquefaction of the seminal coagulum.,online information:Prostate-specific antigen entry,similarity:Belongs to the peptidase S1 family.,similarity:Belongs to the peptidase S1 family. Kallikrein subfamily.,similarity:Contains 1 peptidase S1 domain.,

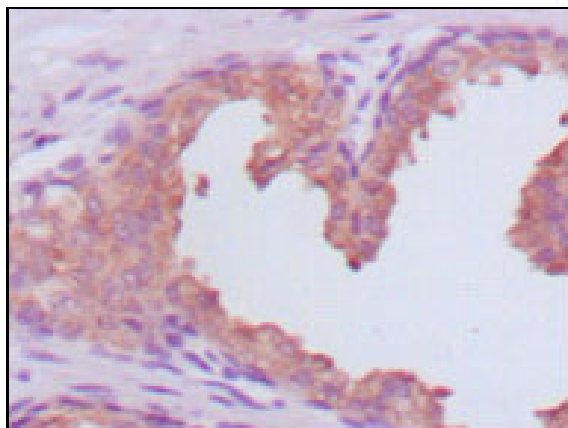
Subcellular Location : Secreted.

Expression : Leukocyte,PNS,Prostate,

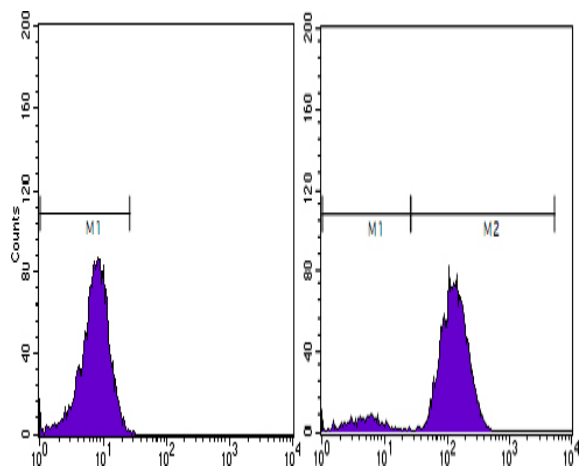
Products Images



Western Blot analysis using PSA Monoclonal Antibody against truncated PSA recombinant protein.



Immunohistochemistry analysis of paraffin-embedded human prostate carcinoma tissues, showing cytoplasmic localization with DAB staining using PSA Monoclonal Antibody.



Flow cytometric analysis of PC-3 cells using PSA Monoclonal Antibody (right) and negative control (left).