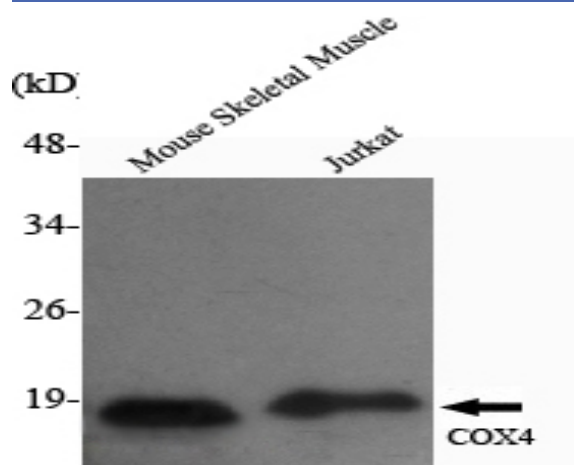


COX4I2 Monoclonal Antibody

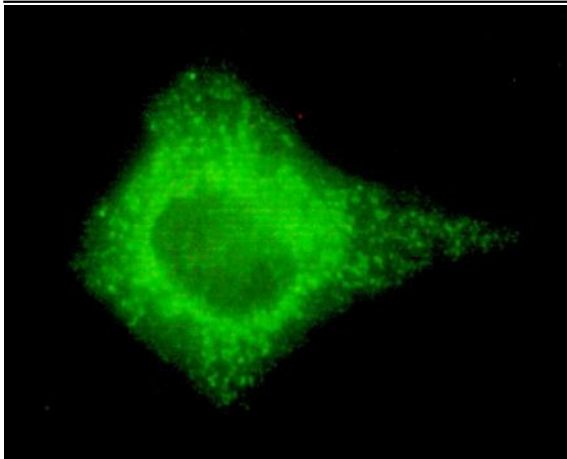
Catalog No :	YM1023
Reactivity :	Human
Applications :	WB;FCM;IF
Target :	COX4I2
Fields :	>>Oxidative phosphorylation;>>Metabolic pathways;>>Cardiac muscle contraction;>>Thermogenesis;>>Non-alcoholic fatty liver disease;>>Alzheimer disease;>>Parkinson disease;>>Amyotrophic lateral sclerosis;>>Huntington disease;>>Prion disease;>>Pathways of neurodegeneration - multiple diseases;>>Chemical carcinogenesis - reactive oxygen species;>>Diabetic cardiomyopathy
Gene Name :	COX4I2
Protein Name :	Cytochrome c oxidase subunit 4 isoform 2 mitochondrial
Human Gene Id :	84701
Human Swiss Prot No :	Q96KJ9
Mouse Swiss Prot No :	Q91W29
Immunogen :	Purified recombinant human COX4I2 (C-terminus) protein fragments expressed in E.coli.
Specificity :	COX4I2 Monoclonal Antibody detects endogenous levels of COX4I2 protein.
Formulation :	Liquid in PBS containing 50% glycerol, 0.5% BSA and 0.02% sodium azide.
Source :	Monoclonal, Mouse
Dilution :	WB 1:1000 - 1:2000. Flow cytometry: 1:100 - 1:200. IF 1:100 - 1:500. Not yet tested in other applications.
Purification :	Affinity purification

Concentration :	1 mg/ml
Storage Stability :	-15°C to -25°C/1 year(Do not lower than -25°C)
Molecularweight :	20kD
Cell Pathway :	Oxidative phosphorylation;Cardiac muscle contraction;Alzheimer's disease;Parkinson's disease;Huntington's disease;
Background :	Cytochrome c oxidase (COX), the terminal enzyme of the mitochondrial respiratory chain, catalyzes the electron transfer from reduced cytochrome c to oxygen. It is a heteromeric complex consisting of 3 catalytic subunits encoded by mitochondrial genes and multiple structural subunits encoded by nuclear genes. The mitochondrially-encoded subunits function in electron transfer, and the nuclear-encoded subunits may be involved in the regulation and assembly of the complex. This nuclear gene encodes isoform 2 of subunit IV. Isoform 1 of subunit IV is encoded by a different gene, however, the two genes show a similar structural organization. Subunit IV is the largest nuclear encoded subunit which plays a pivotal role in COX regulation. [provided by RefSeq, Jul 2008],
Function :	function:This protein is one of the nuclear-coded polypeptide chains of cytochrome c oxidase, the terminal oxidase in mitochondrial electron transport.,similarity:Belongs to the cytochrome c oxidase IV family.,tissue specificity:Highly expressed in lung.,
Subcellular Location :	Mitochondrion inner membrane ; Single-pass membrane protein .
Expression :	Highly expressed in lung.

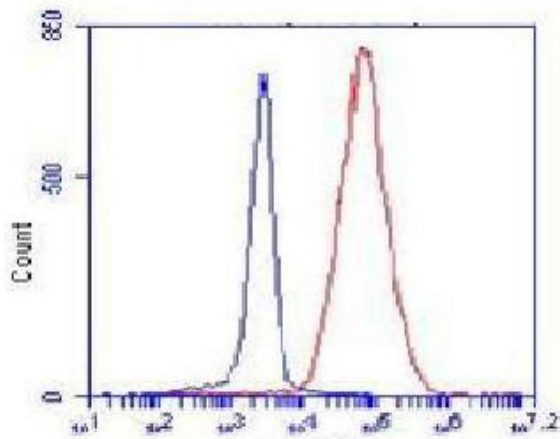
Products Images



Western Blot analysis using COX4I2 Monoclonal Antibody against mouse skeletal muscle, Jurkat cell lysate.



Immunofluorescence analysis of HeLa cells using COX4I2 Monoclonal Antibody.



Flow cytometric analysis of K562 cells stained with COX4I2 Monoclonal Antibody (red), followed by FITC-conjugated goat anti-mouse IgG. Blue line histogram represents the isotype control, normal mouse IgG.