

BRG1 mouse mAb

| | |
|------------------------------|--|
| Catalog No : | YM1412 |
| Reactivity : | Human;Mouse |
| Applications : | WB;IF;IP |
| Target : | BRG1 |
| Fields : | >>Thermogenesis;>>Hepatocellular carcinoma |
| Gene Name : | smarca4 |
| Human Gene Id : | 6597 |
| Human Swiss Prot No : | P51532 |
| Mouse Swiss Prot No : | Q3TKT4 |
| Immunogen : | Purified recombinant human BRG1 protein fragments expressed in E.coli. |
| Specificity : | This antibody detects endogenous levels of BRG1 and does not cross-react with related proteins. |
| Formulation : | Liquid in PBS containing 50% glycerol, 0.5% BSA and 0.02% sodium azide. |
| Source : | Monoclonal, Mouse |
| Dilution : | wb dilution 1:1000 icc dilution 1:50. IF 1:50-200 |
| Purification : | The antibody was affinity-purified from mouse ascites by affinity-chromatography using epitope-specific immunogen. |
| Concentration : | 1 mg/ml |
| Storage Stability : | -15°C to -25°C/1 year(Do not lower than -25°C) |
| Observed Band : | 220kD |

Background :

The protein encoded by this gene is a member of the SWI/SNF family of proteins and is similar to the brahma protein of *Drosophila*. Members of this family have helicase and ATPase activities and are thought to regulate transcription of certain genes by altering the chromatin structure around those genes. The encoded protein is part of the large ATP-dependent chromatin remodeling complex SNF/SWI, which is required for transcriptional activation of genes normally repressed by chromatin. In addition, this protein can bind BRCA1, as well as regulate the expression of the tumorigenic protein CD44. Mutations in this gene cause rhabdoid tumor predisposition syndrome type 2. Multiple transcript variants encoding different isoforms have been found for this gene. [provided by RefSeq, May 2012],

Function :

function:Transcriptional coactivator cooperating with nuclear hormone receptors to potentiate transcriptional activation. Also involved in vitamin D-coupled transcription regulation via its association with the WINAC complex, a chromatin-remodeling complex recruited by vitamin D receptor (VDR), which is required for the ligand-bound VDR-mediated transrepression of the CYP27B1 gene.,PTM:Phosphorylated upon DNA damage, probably by ATM or ATR.,similarity:Belongs to the SNF2/RAD54 helicase family.,similarity:Contains 1 bromo domain.,similarity:Contains 1 helicase ATP-binding domain.,similarity:Contains 1 helicase C-terminal domain.,similarity:Contains 1 HSA domain.,subunit:Interacts with NR3C1, PGR, SMARD1, TOPBP1 and ZMIM2/ZIMP7. Component of the BAF complex, which includes at least actin (ACTB), ARID1A, ARID1B/BAF250, SMARCA2, SMARCA4/BRG1, ACTL6A/BAF53, ACTL6B/BAF53B, SMARCE1/BAF57, SMARC

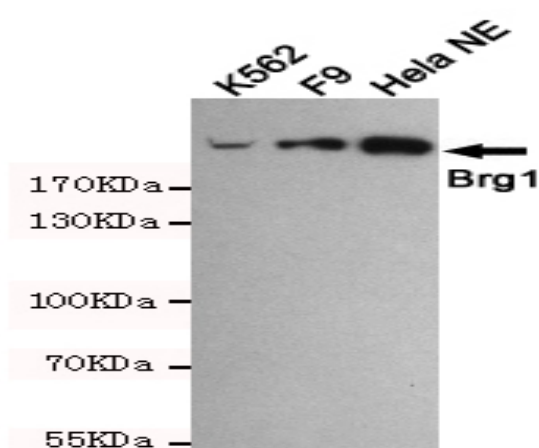
Subcellular Location :

Nucleus . Colocalizes with long non-coding RNA Evf2 in nuclear RNA clouds. .

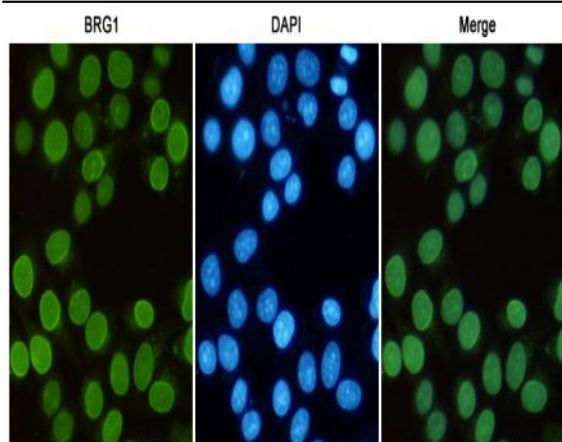
Expression :

Colocalizes with ZEB1 in E-cadherin-negative cells from established lines, and stroma of normal colon as well as in de-differentiated epithelial cells at the invasion front of colorectal carcinomas (at protein level).

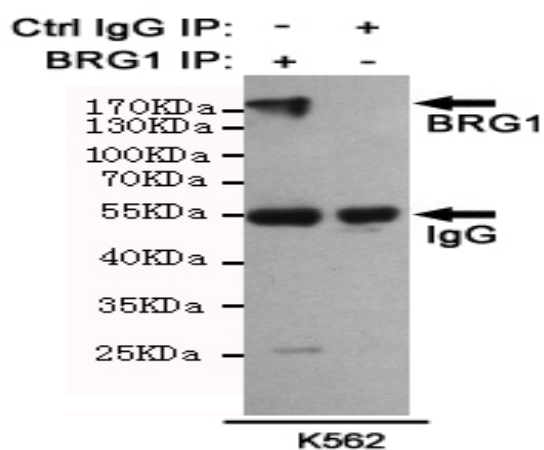
Products Images



Western blot detection of BRG1 in HeLa NE, F9 and K562 cell lysates using BRG1 mouse mAb (1:1000 diluted). Predicted band size: 220KDa. Observed band size: 220KDa.



Immunofluorescent analysis of HeLa cells fixed with 4% Paraformaldehyde and using anti-BRG1 mouse mAb (dilution 1:50). DAPI was used to stain nucleus (blue).



Immunoprecipitation analysis of K562 cell lysates using BRG1 mouse mAb (201025).