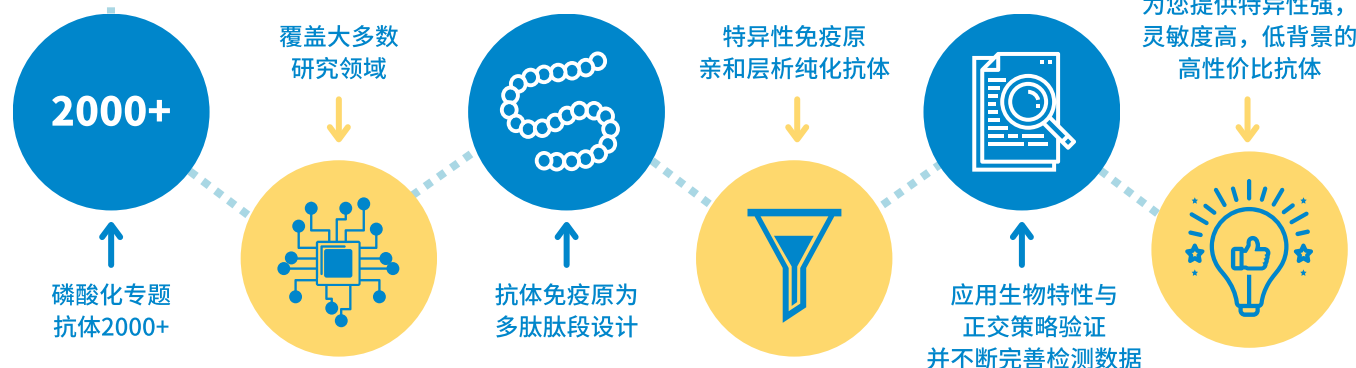


## PHOSPHORYLATION ANTIBODY

# 磷酸化抗体



公司成立以来一直专注于抗体的研发和生产，抗体种类达18000+，单克隆抗体种类2000+，多克隆抗体15000+，二抗1000+，检测液态样本Elisa试剂盒700+，检测细胞样本Cell-Based Elisa Kits 2000+，小分子1300+，多重荧光免疫组织/细胞化学检测试剂盒，免疫组化试剂盒，相关辅助试剂等。满足广大科研用户的使用和需求。



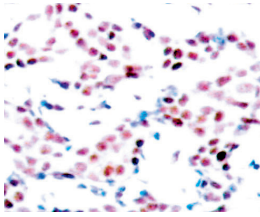
### Immunoway 磷酸化抗体覆盖信号通路:

- Angiogenesis
- Adherens Junction
- Akt PKB
- AMPK
- Angiogenesis
- Apoptosis
- ATP-dependent Chromatin Remodeling
- Autophagy
- B Cell Receptor.
- Cell Cycle G1S
- Cell Cycle G2M
- Cell Cycle/DNA Damage
- Cell Growth.
- Death Receptor
- DNA Damage/DNA Repair
- DNA Methylation
- EMT
- ErbB HER
- Ferroptosis
- GDP/GTP Binding Proteins
- GPCR/G Protein
- Growth Factors and Hormones
- Hedgehog
- Hippo
- Hypoxia
- Immunology/Inflammation
- Inhibition of Apoptosis
- Insulin Receptor
- Jak Stat
- MAPK cascade
- MAPK ERK
- MAPK G Protein
- MAPK p38
- MAPK/ERK Pathway
- Membrane Transporter/Ion Channel
- Mitochondrial Control of Apoptosis
- mTOR
- Necroptosis
- Neurobiology
- Neuronal
- NF-κB
- Notch
- Phospholipase D
- PI3K/Akt
- PI3K/AKT/MAPK
- PI3K/Akt/mTOR
- Tyrosine Kinase/RTK
- Pyroptosis
- Regulation of Actin and Cytoskeleton.
- Regulation of Microtubule
- SAPK JNK
- Senescence
- Stem Cell
- Stem Cell/Wnt
- T Cell Receptor.
- TGF-beta/Smad
- TGF-β
- Toll-Like Receptor
- Translation eIF2
- Translation eIF4
- Translation Overview
- Transport and Trafficking
- Tumor Suppressors/Apoptosis
- Wnt/β-Catenin
- ...



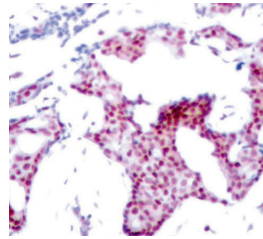
# 抗体结果

YP0016  
AP-1 (Thr91) pAb

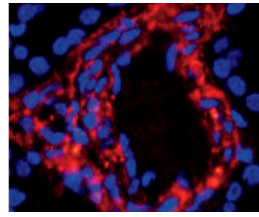


human breast carcinoma

YP0187  
NFkB (Ser276) pAb

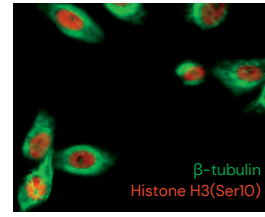


YP0047  
Catenin-β (Ser37) pAb



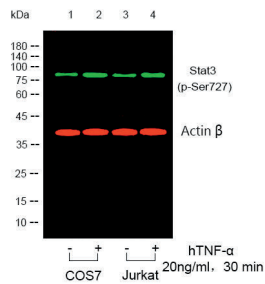
kidney (Red)

YP0129  
Histone H3 (Ser10) pAb

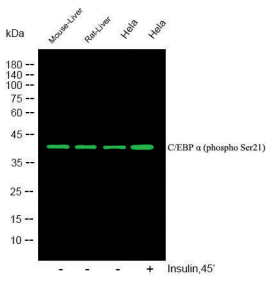


HeLa

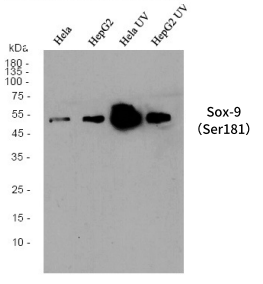
YP0250  
Stat3 (Ser727) pAb



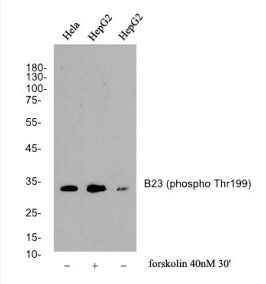
YP0579  
C/EBP α (Ser21) pAb



YP0895  
Sox-9 (Ser181) pAb

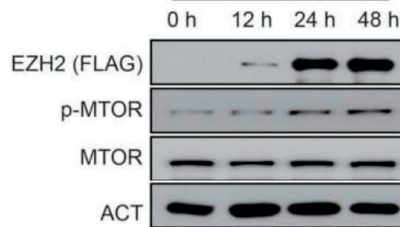


YP0902  
B23 (Thr199) pAb



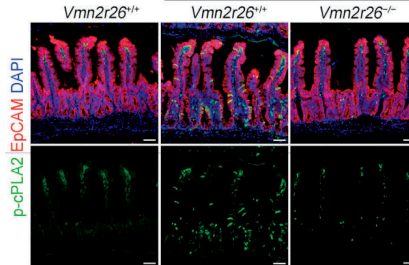
# 文献精选

EZH2 (WT)

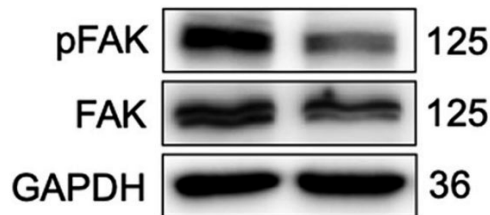


mTOR (Ser2448) pAb YP0176  
DOI: 10.1080/15548627.1117734. Autophagy (IF: 11.1)

N-C11-G

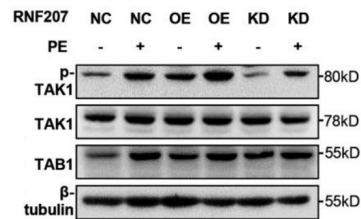


cPLA2 (Ser505) pAb YP0868  
DOI: 10.1016/j.immuni.2022.03.001. Immunity (IF: 31.7)



FAK (Tyr397) pAb YP0739  
DOI: 10.7554/eLife. 68481. eLife (IF: 8.1)

Input



Tak1 (Thr187) pAb YP0424  
DOI: 10.1093/cvr/cvac039. Cardiovascular Research (IF: 10.7)

